



lumini Solucoes em Iluminacao LTDA  
www.lumini.com.br  
Email: laboratorio@lumini.com.br  
Tel: +55 11 3437-5555 Fax: +55 11 3437-5555  
Address: Rua Ferreira Viana, 716 - Socorro - São Paulo/SP

---

## lumini

---

LumCAT:

Luminaire: eye r 12V fa

LampCAT: modulo led 4W 27K 12Vdc irc 90

Ballast type: led line driver 12Vdc

Report No:

Voltage(V): 126.0000

Test No:

Current(A): 0.0530

Number of Lamps: 1

Power (W): 6.6780

Lamp flux(lm): 311.0

PF: 0.0000

Length(mm): 38

Width(mm): 38

Phm Type: C

Height(mm): 0

---

## Photometric Results

---

Lumens(lm): 203.48, Efficiency(%): 65.43% , Luminous Efficacy(lm/W): 30.47

Central intensity(cd): 252.785, Maximum intensity(cd): 252.785

Angle of maximum intensity:  $C=0.0$   $\gamma=0.0$

Beam angle of C0 plane : 54.32

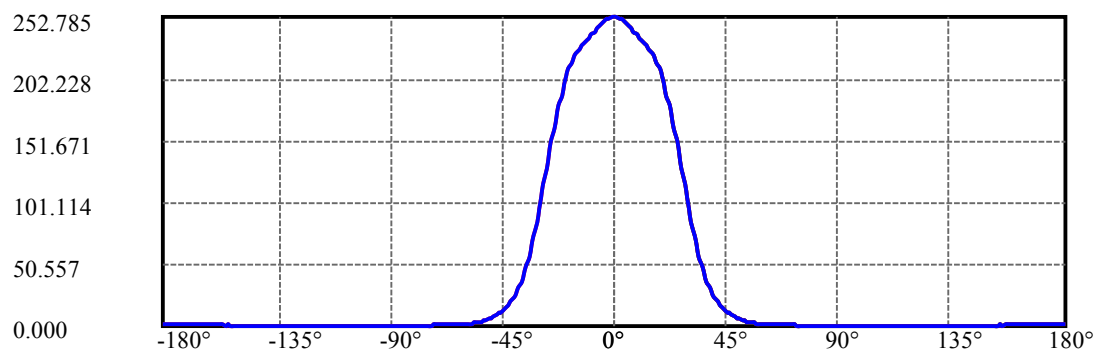
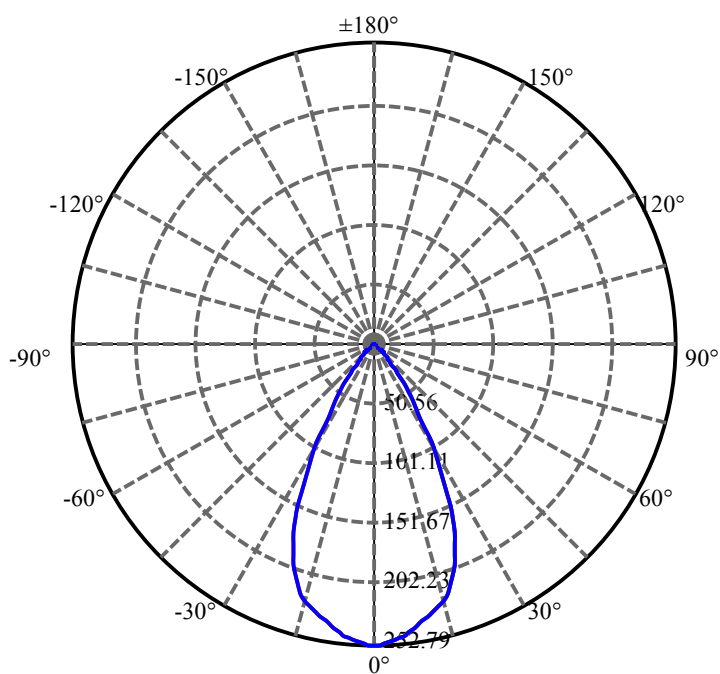
Average BeamAngle(IEC 61341): 54.32

---

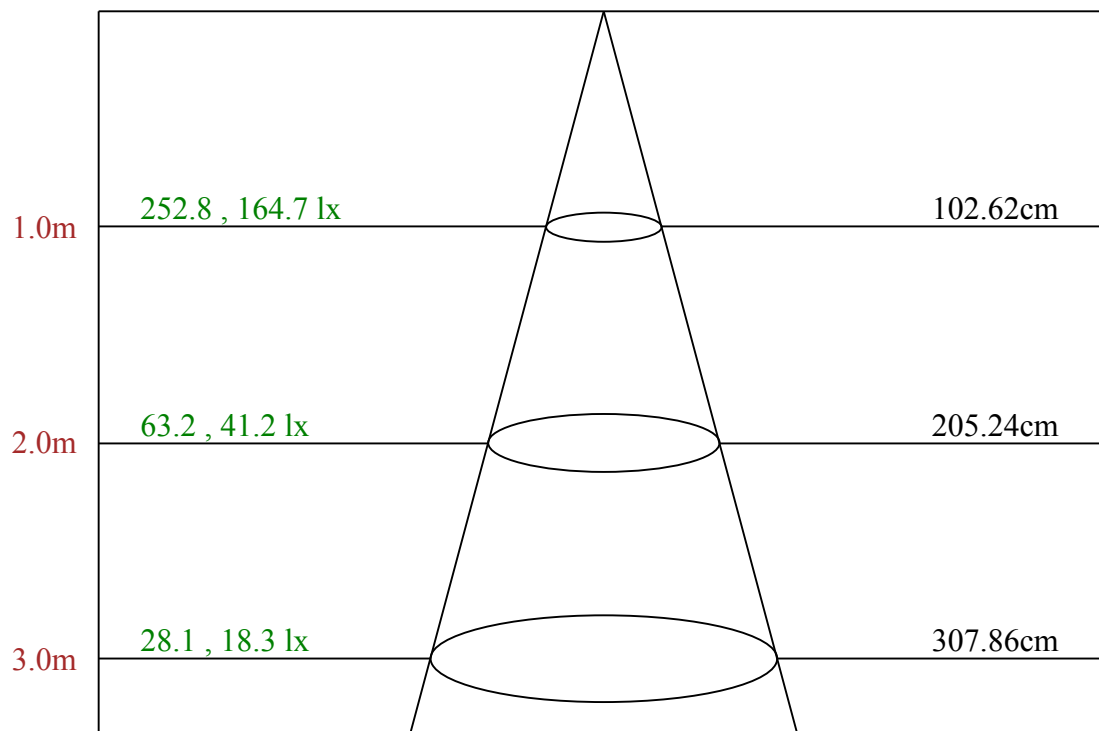
Equipment: equipamento lumini  
Temperature(°C): 25.5

Date: 30/01/2025  
Humidity(%): 55.0%

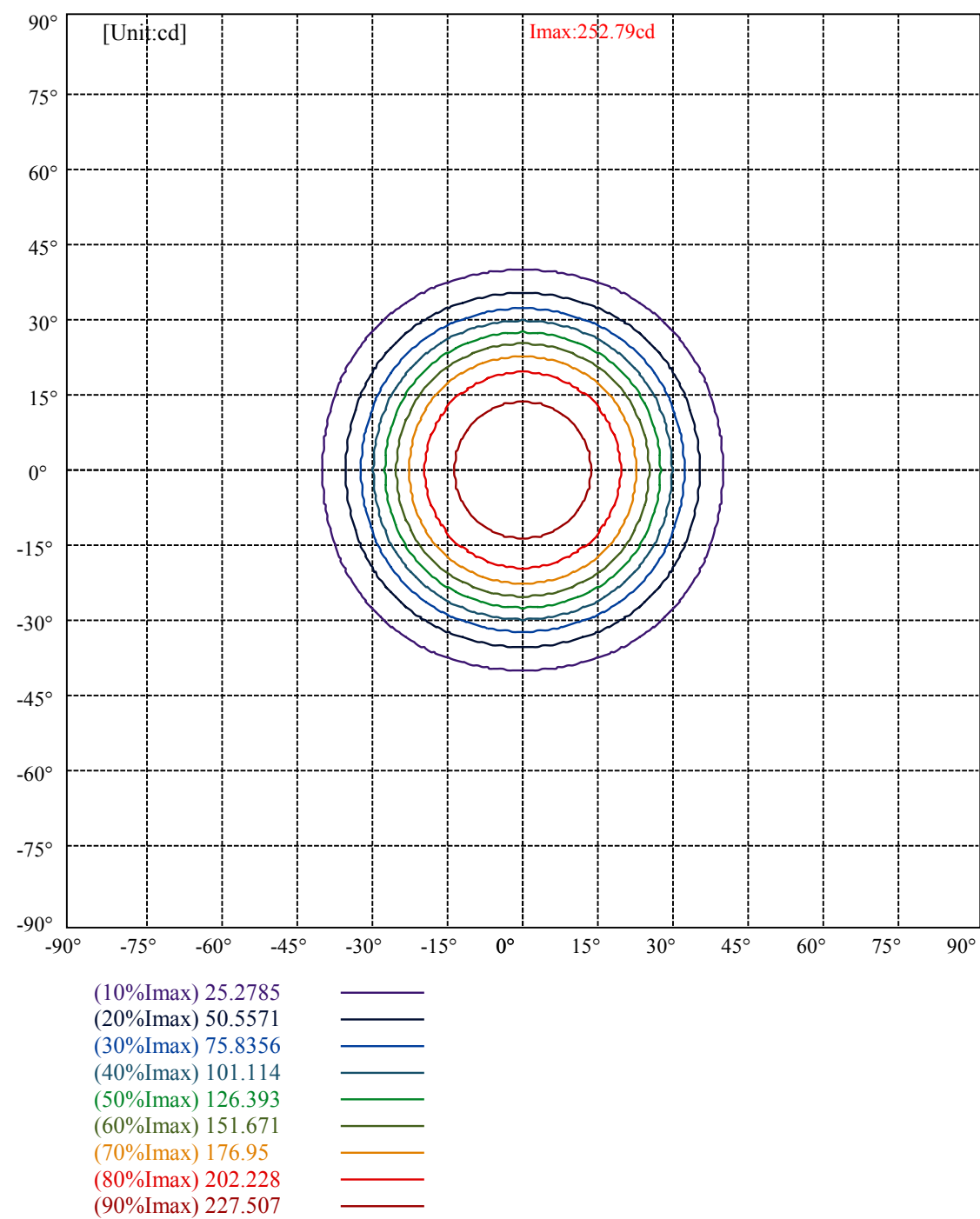
Operator: 01  
Distance(m): 6.90



C0(Max):  
C0/C180:  
C90/C270:



Max , Ave      Beam angle of C0 plane 54.32



# lumini

## Luminance Limiting Curve(no luminous side)

Appendix Page: 5 Total:6

Luminance Table

$\gamma$	45	50	55	60	65	70	75	80	85
C0	11418	6482	3377	1995	1716	1795	2038	2563	4823
C45	11418	6482	3377	1995	1716	1795	2038	2563	4823
C90	11418	6482	3377	1995	1716	1795	2038	2563	4823

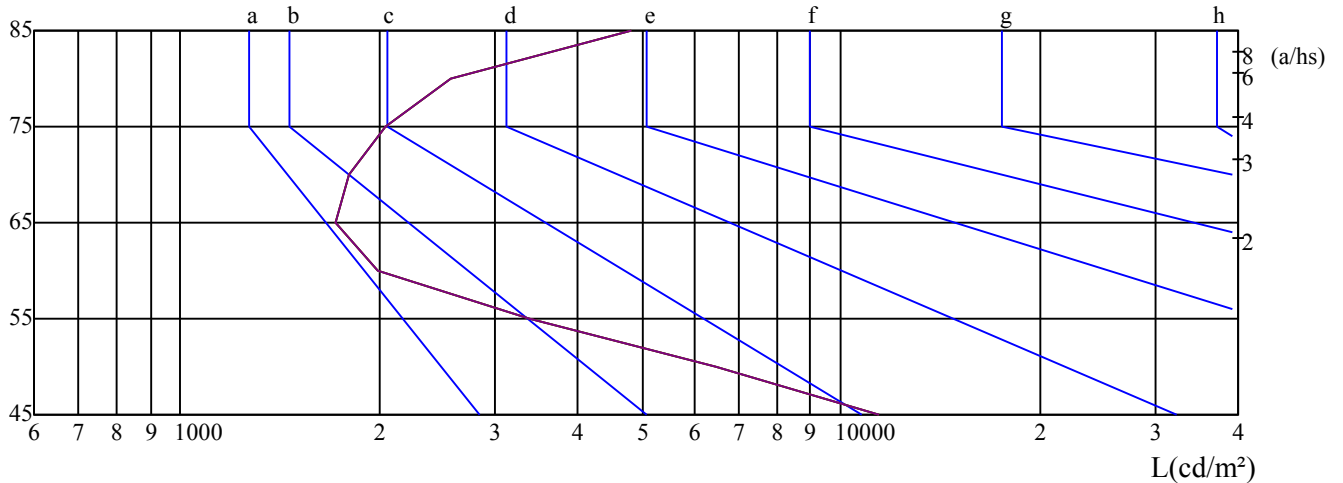
L(Hor)(65)	L(Ver)(65)	L45(65)	L(Hor)(75)	L(Ver)(75)	L45(75)	L(Hor)(85)	L(Ver)(85)	L45(85)
1716	1716	1716	2038	2038	2038	4823	4823	4823

Glare Table

Glare	Quality	Service Values Illuminance(lx)							
1.15	A	2000	1000	500	$\leq 300$				
1.5	B		2000	1000	500	$\leq 300$			
1.85	C			2000	1000	500	$\leq 300$		
2.2	D				2000	1000	500	$\leq 300$	
2.55	E					2000	1000	500	$\leq 300$
		a	b	c	d	e	f	g	h

Luminance Limiting Curve

$\gamma(^{\circ})$



C0 ———

C45 ———

C90 ———

Equipment: equipamento lumini  
Temperature( $^{\circ}$ C): 25.5

Date: 30/01/2025  
Humidity(%): 55.0%

Operator: 01  
Distance(m): 6.90

Illumination assessment according UGR											
Rf of Ceiling	70	70	50	50	30	70	70	50	50	30	
Rf of Wall	50	30	50	30	30	50	30	50	30	30	
Rf of Floor	20	20	20	20	20	20	20	20	20	20	
Room dimensions		Viewed crosswise					Viewed endwise				
X	Y										
2H	2H	16.45	17.42	16.85	17.77	18.13	15.82	16.78	16.22	17.13	17.50
	3H	16.33	17.19	16.75	17.56	17.96	15.70	16.56	16.12	16.93	17.33
	4H	16.28	17.08	16.72	17.47	17.88	15.67	16.46	16.11	16.85	17.27
	6H	16.29	17.01	16.74	17.43	17.87	15.68	16.41	16.14	16.82	17.27
	8H	16.29	16.98	16.75	17.40	17.86	15.69	16.38	16.15	16.81	17.26
	12H	16.33	16.98	16.79	17.42	17.88	15.75	16.41	16.21	16.84	17.30
4H	2H	16.19	16.98	16.62	17.37	17.79	15.56	16.35	16.00	16.75	17.16
	3H	16.07	16.73	16.53	17.16	17.62	15.45	16.12	15.92	16.55	17.01
	4H	16.09	16.66	16.56	17.12	17.61	15.50	16.07	15.97	16.53	17.02
	6H	16.11	16.61	16.62	17.10	17.60	15.53	16.04	16.04	16.52	17.02
	8H	16.18	16.65	16.70	17.14	17.66	15.62	16.09	16.14	16.58	17.10
	12H	16.33	16.76	16.85	17.24	17.81	15.80	16.23	16.32	16.72	17.28
8H	4H	15.94	16.41	16.46	16.90	17.42	15.37	15.83	15.88	16.33	16.84
	6H	16.03	16.41	16.57	16.92	17.48	15.47	15.86	16.01	16.37	16.92
	8H	16.22	16.54	16.78	17.09	17.63	15.69	16.01	16.25	16.57	17.11
	12H	16.48	16.73	17.06	17.28	17.85	16.01	16.26	16.58	16.81	17.37
12H	4H	15.91	16.34	16.43	16.83	17.39	15.33	15.77	15.86	16.25	16.81
	6H	16.06	16.38	16.62	16.94	17.48	15.51	15.84	16.08	16.39	16.93
	8H	16.25	16.50	16.82	17.05	17.61	15.73	15.98	16.31	16.53	17.10
Variation with the observer position at spacings:											
S = 1.0H		4.6/-6.7					4.6/-6.7				
S = 1.5H		7.1/-6.8					7.1/-6.8				
S = 2.0H		8.9/-5.9					8.9/-5.9				
Standard tables:		BK1					BK1				
Uncorrected UGR		-2.0					-2.0				

依据CIE Publ. 117 计算 UGR, S/H = 0.25